



 州南 学

2021届 业 就业 告

0

0

- -

- -

- -

- -

- -

- -

- -

- -

- 8 -

- 0 -

- -

- -

- -

- 6 -

- 8 -

- 8 -

- 0 -

- 0 -

- 8 -

- 8 -

- 8 -

2021

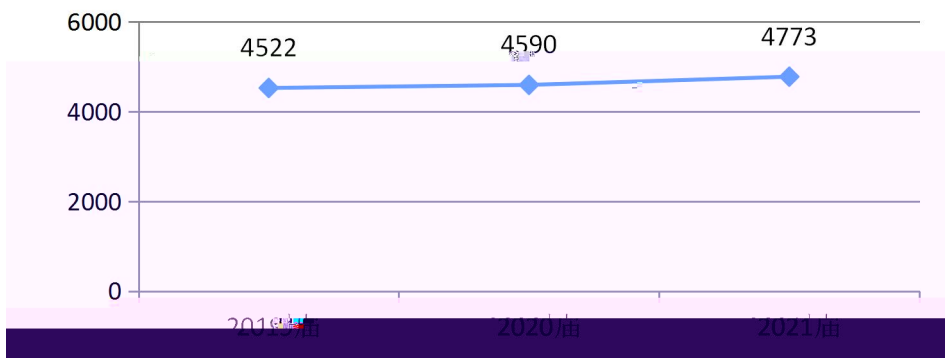


图 1-1 2019~2021 届 业

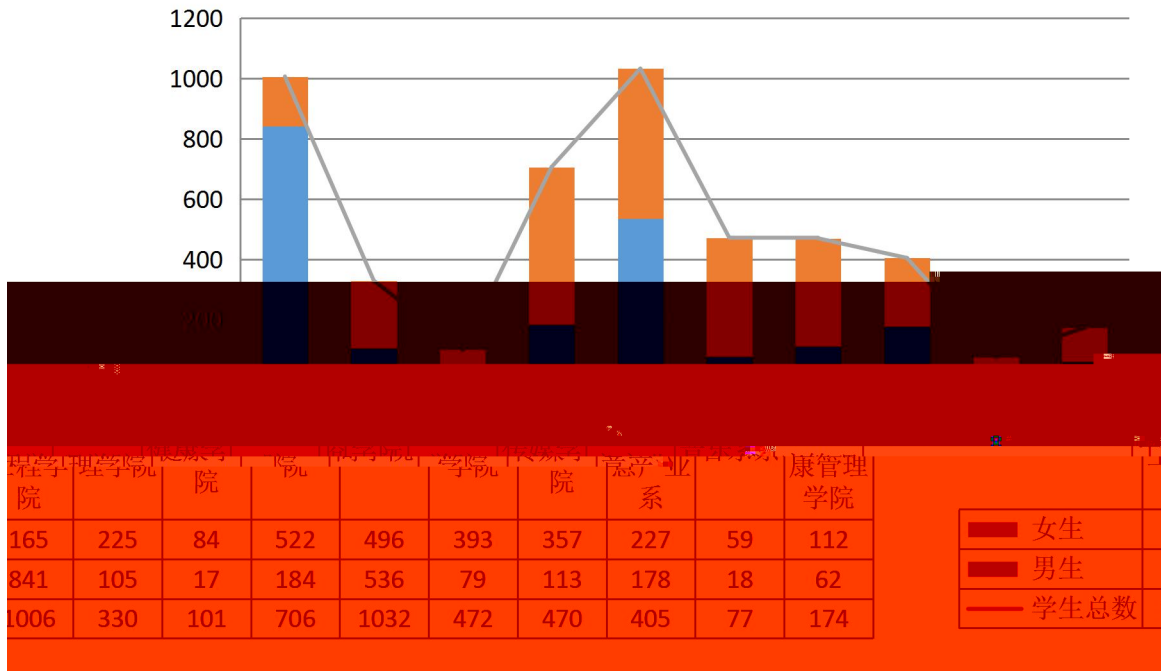


图 1-2 2021 届各 业

1-1 2021 届 业 地区分布

		1954	40.94%	-0.52%
		1164	24.39%	-3.82%
		635	13.30%	-1.60%
		238	4.99%	-0.43%

2021

1

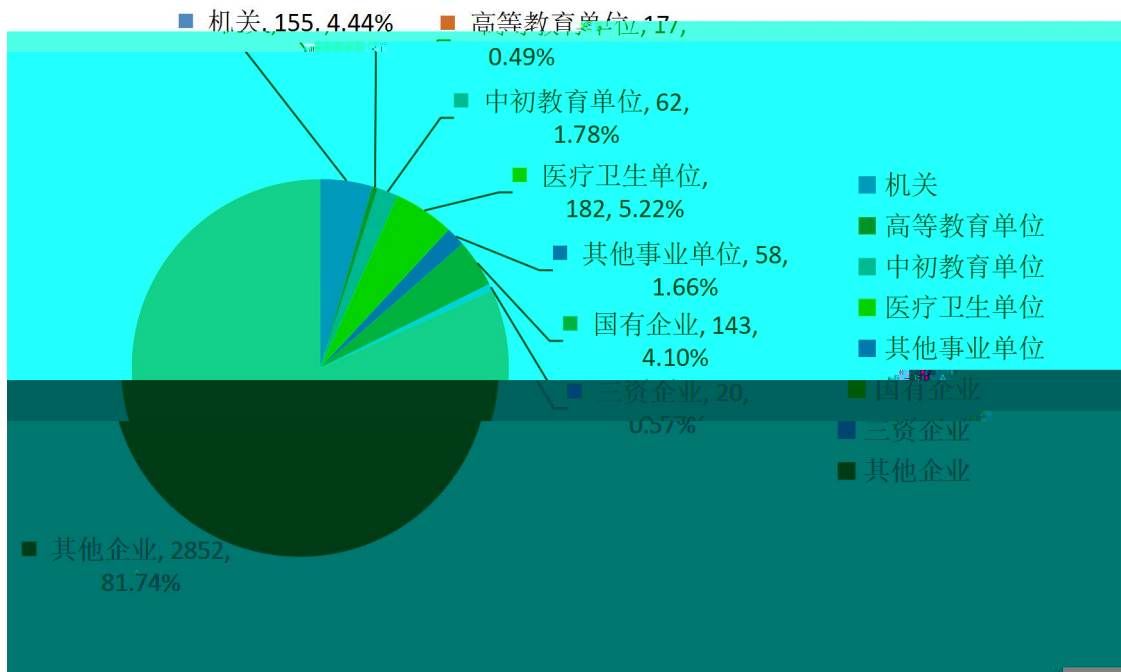


图 1-3 2021 届 业 单 位 型 向

2

1-3 2021 届各专 业去向 实 标情况

		1006	
		330	
		101	
		706	
		1032	

		472	
		470	
		294	
		77	
		174	

3

1-4 2021 届广东 内就业 业 地区分布

1-5 200

1-7 2021 届各专 业 境内升学



12	8	1.99%
----	---	-------

5	5	3.03%
---	---	-------


2	0	1.98%
---	---	-------

19	25	6.23%
----	----	-------

11	26	3.59%
----	----	-------

		8	23	6.57%
		15	7	4.68%
		3	4	1.73%
		0	2	2.60%
		6	2	4.60%

1-8 2021 届 业 境内升学学



A series of horizontal lines for writing, consisting of 28 evenly spaced lines.

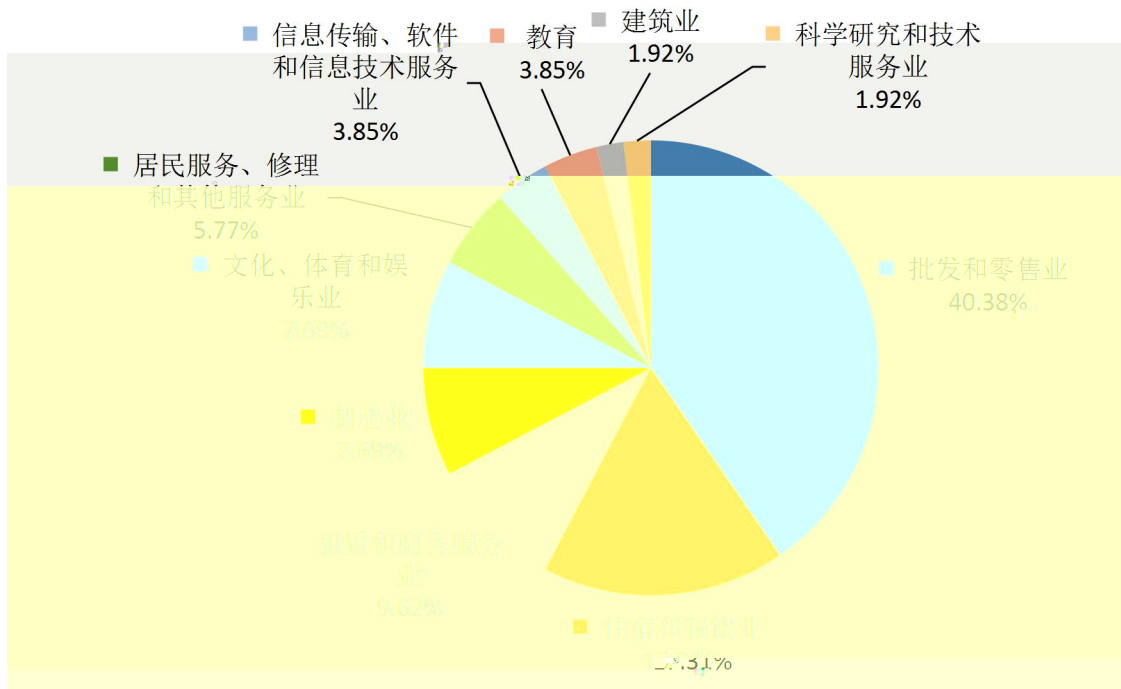


图 1-5 2021 届创业业 业 域分布

2

1-11 2021 届创业业 地区分布

		42	80.77%
		3	5.77%
		1	1.92%
		1	1.92%

3

		19	36.54%
		10	19.23%
		7	13.46%
		5	9.62%
		4	7.69%
		2	3.84%
		2	3.84%
		2	
		1	

